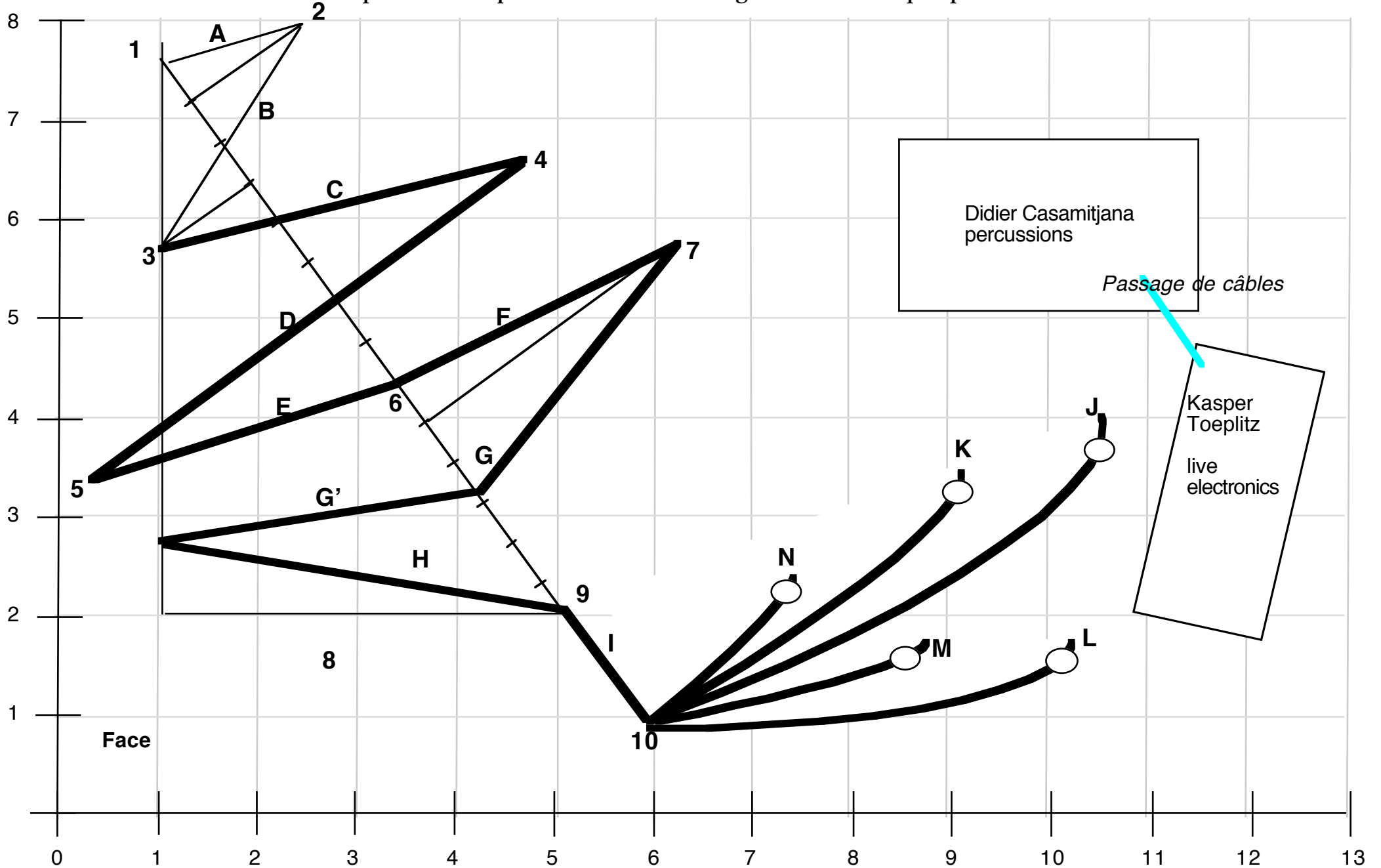


ÉVAPORÉ

"Évaporé" se veut un spectacle mêlant différentes expressions artistiques, différents médias, en un "tout", un ensemble protéiforme qui ne relève pas spécialement d'une discipline en particulier mais plutôt des interactions entre les arts en présence. Il ne s'agit donc pas d'un écrin pour la danse qui serait magnifiée tant par la musique que par les images vidéo, mais d'une sorte d'hybridation entre ces catégories, un entre-deux (un entre-trois, ici) de disciplines qui s'interpénètrent, se modifient l'une l'autre, ou poursuivent par moments leur logiques propres, sans tenir compte des voies suivies par les autres, ne partageant avec elles que le même lieu et temps, mais dans une énergie qui peut être différente, avant de revenir à des toujours possibles fusions.

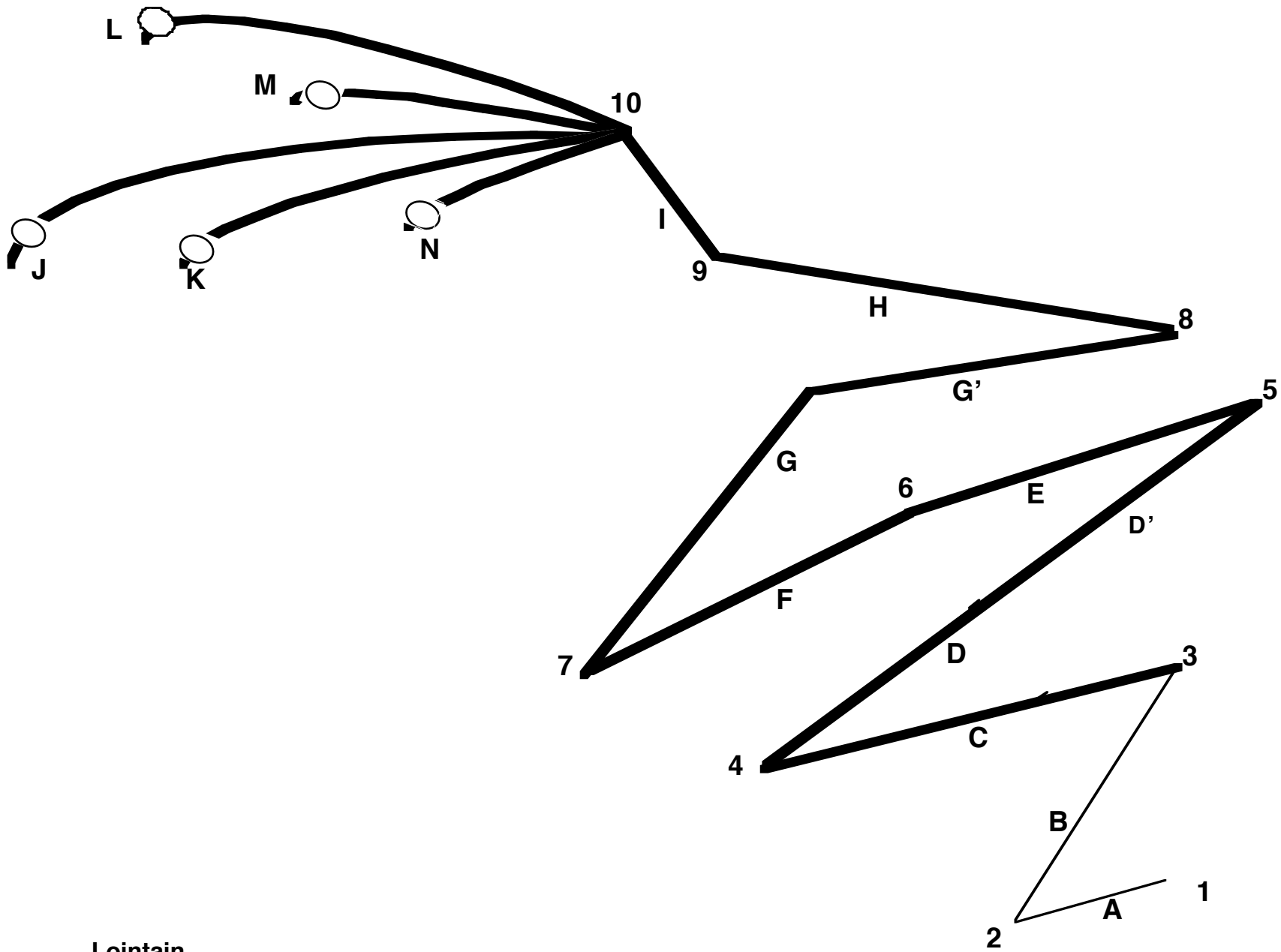
Trajet de l'ensemble du parcours et dispositif (point de vue du public)

A, B, C, D, E, F, G, G' et H sont marqués par un faisceau lumineux, même s'il n'y a pas de parcours A B pour les danseuses ces segments sont marqués par la lumière.



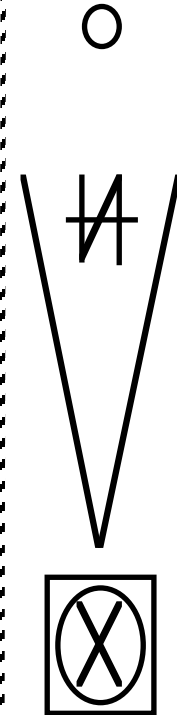
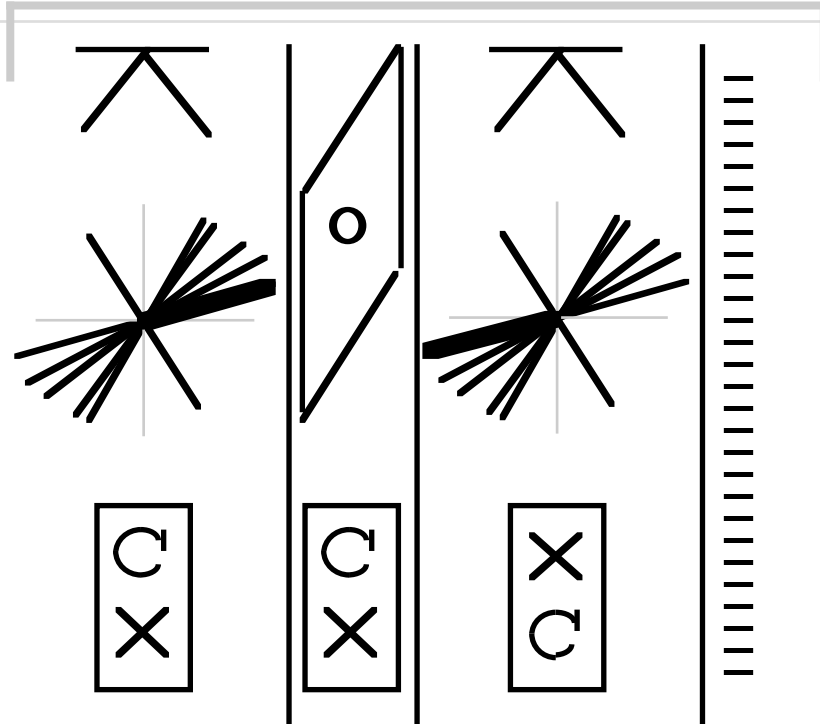
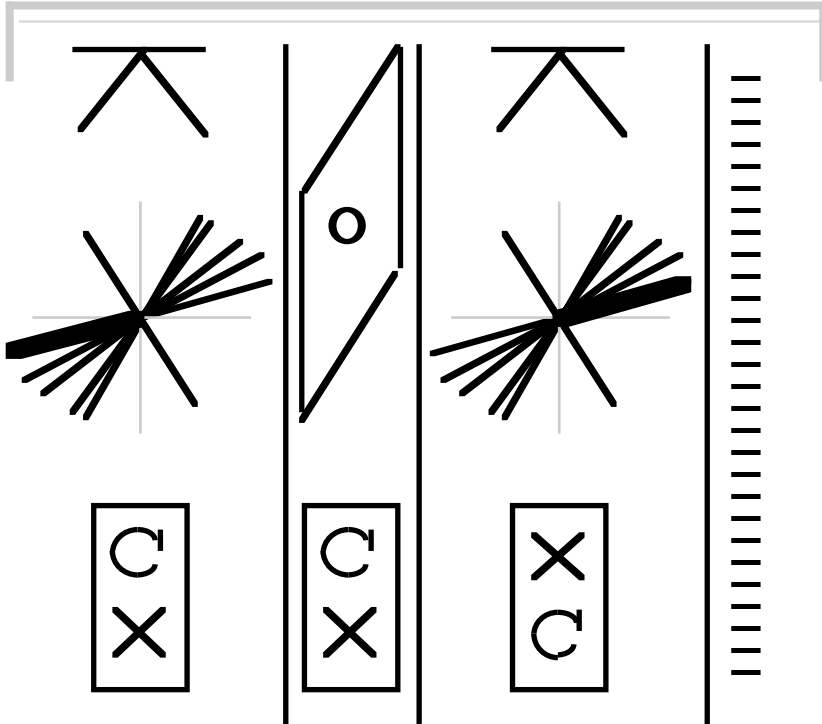
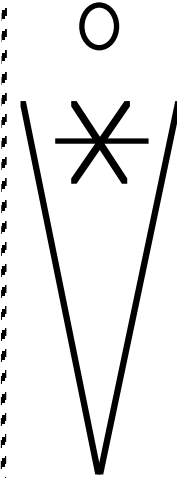
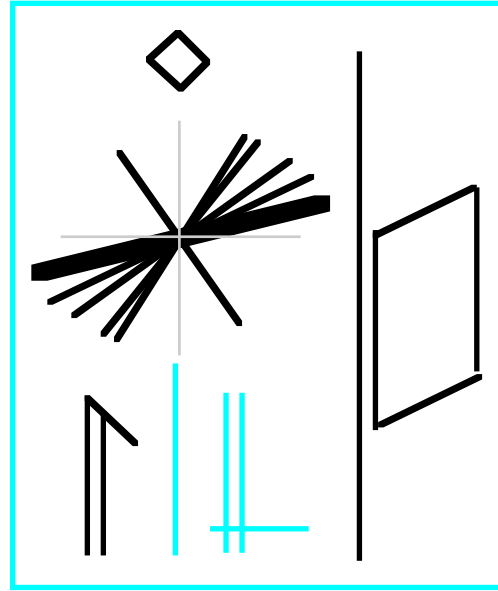
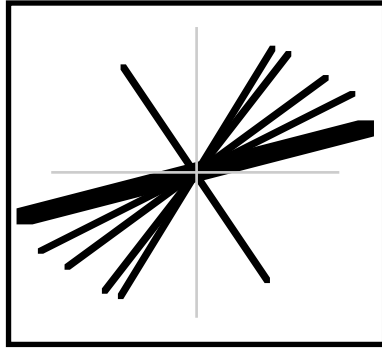
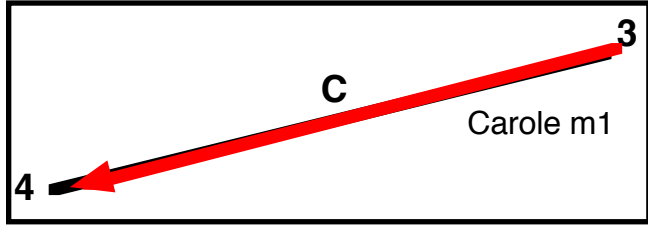
Face

Trajet de l'ensemble du parcours (point de vue du plateau, et des danseuses)



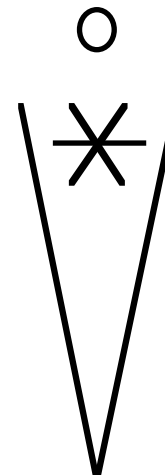
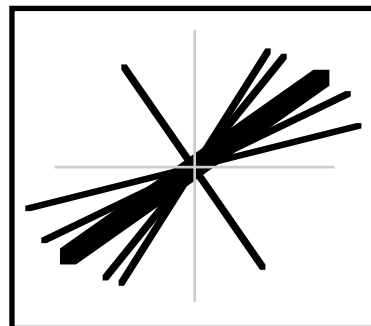
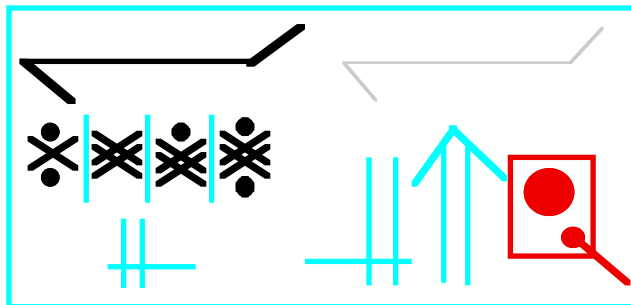
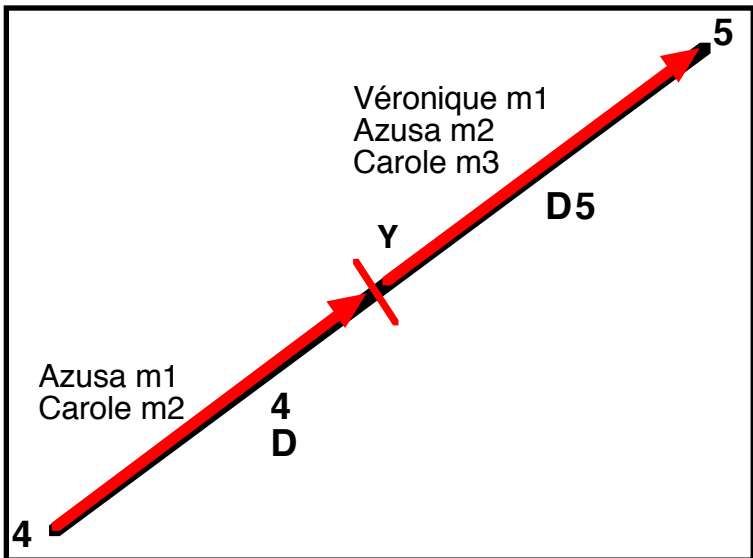
Lointain

C centrifuge



Ekâgratâ
à l'intérieur
du triangle
des 2
triangles
physiques

D orbitante



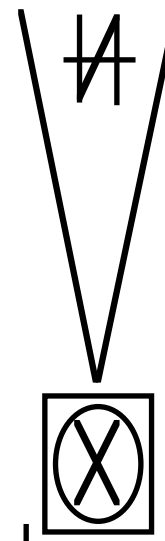
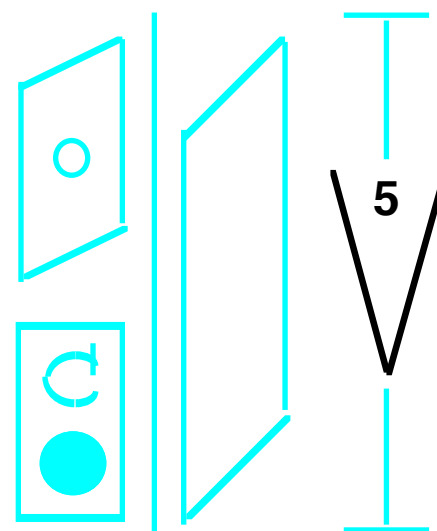
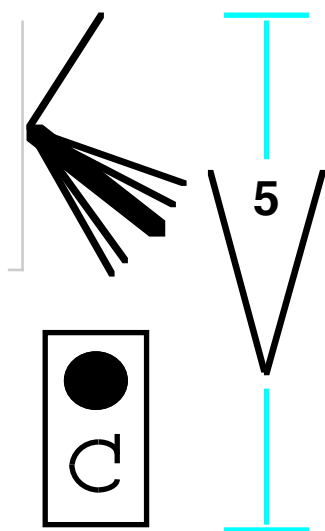

remonter nadi droite

remonter nadi gauche

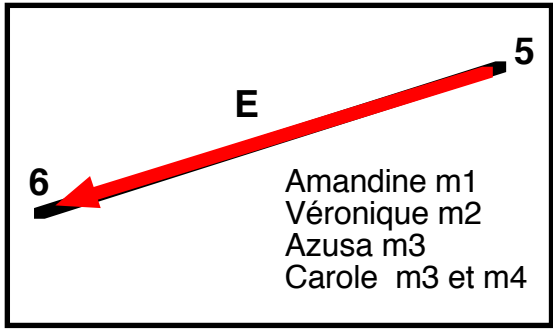


crose ovaire droit

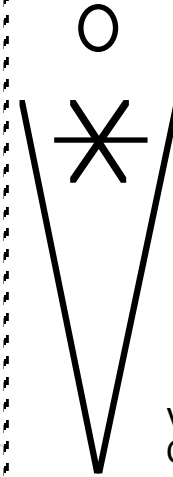
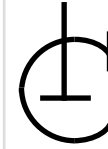
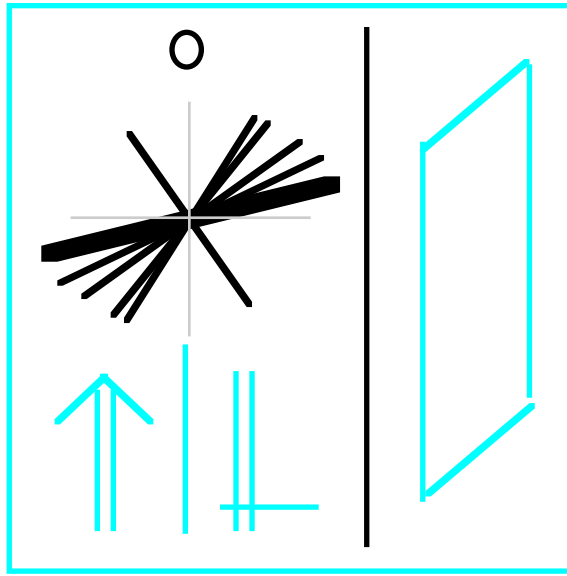
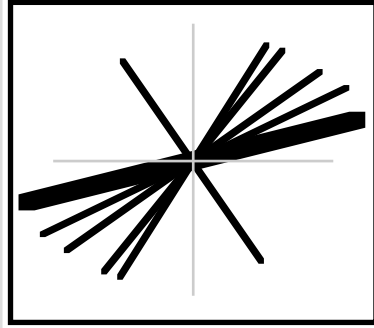
crose ovaire gauche



E orbitante

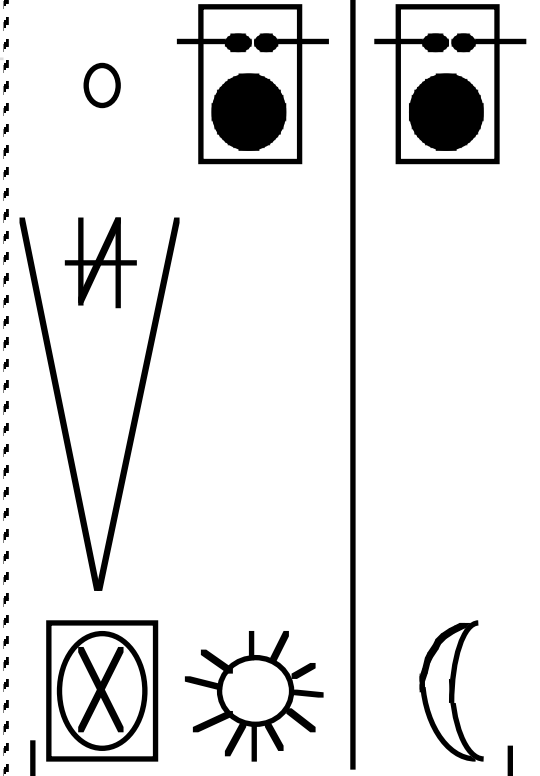
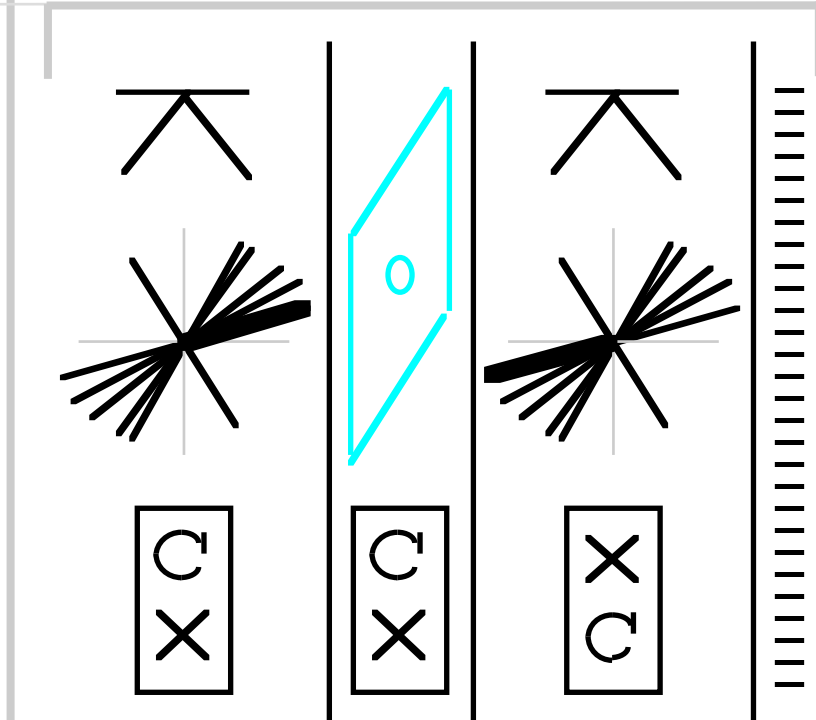
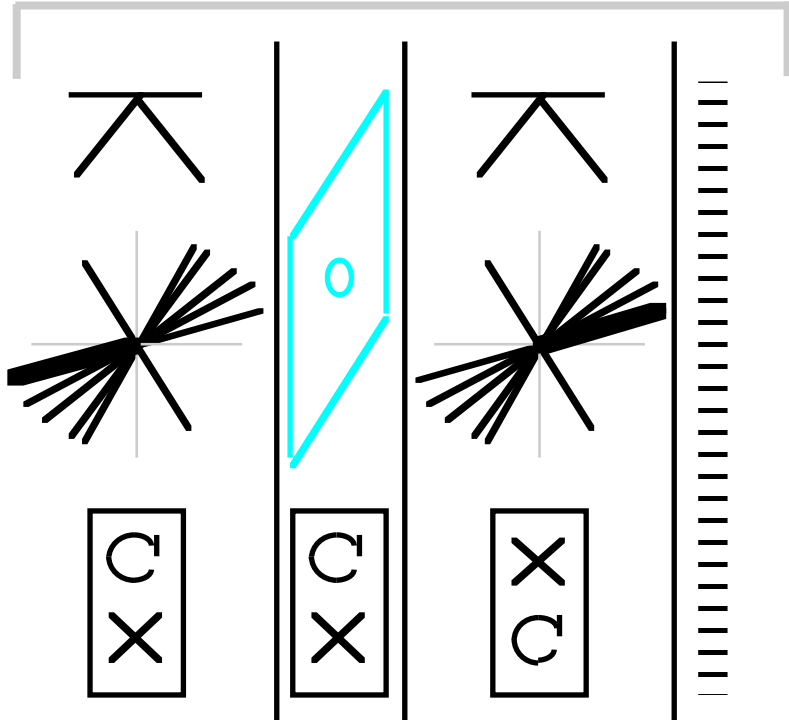



Amandine m1
 Véronique m2
 Azusa m3
 Carole m3 et m4

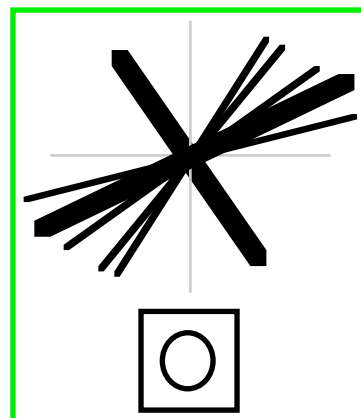
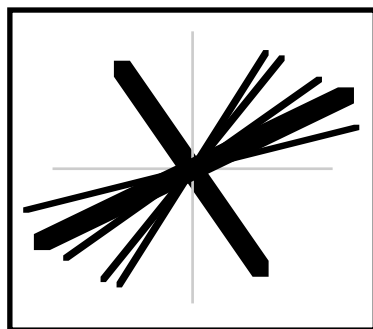
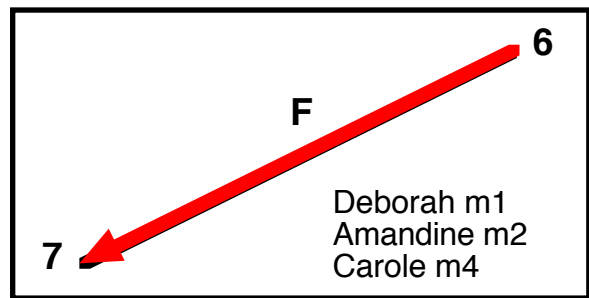


Vaisseau
 Gouverneur

Vaisseau
 Conception

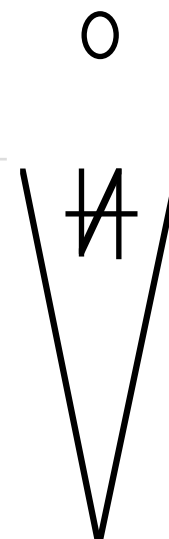

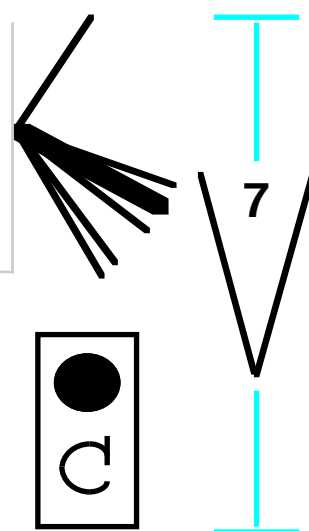
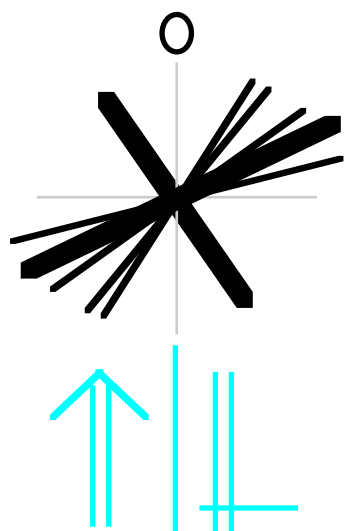


F orbitante



méridiens
d'EXP
yoga de
l'énergie

méridiens
yoga de
l'énergie


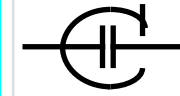

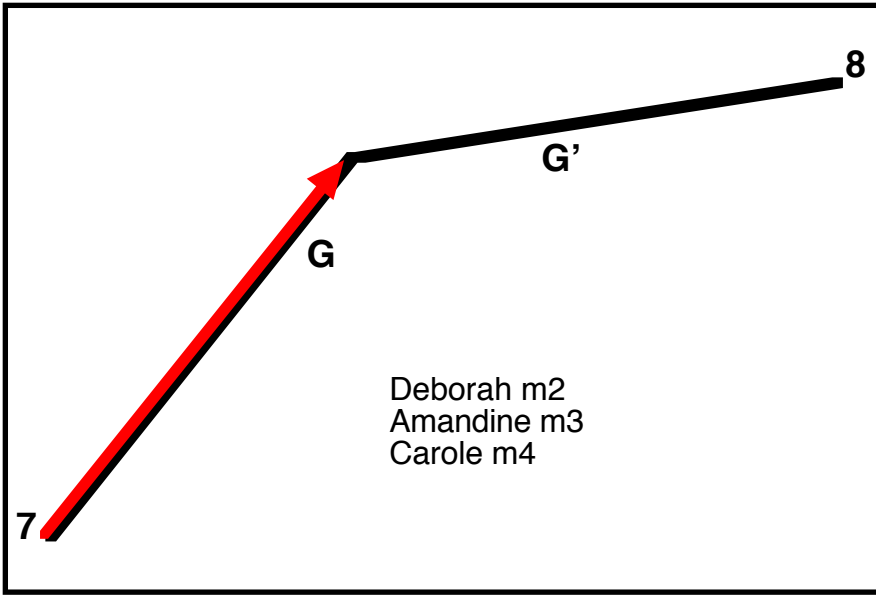


méridiens
d'INSP
yoga de
l'énergie

méridiens
yoga de
l'énergie



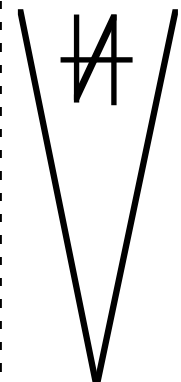
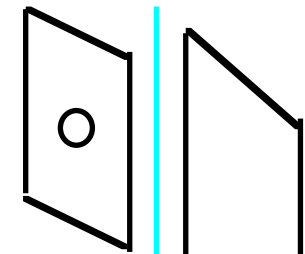
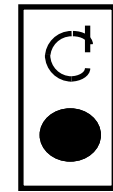

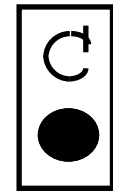
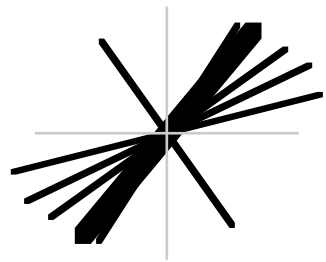
G centripète partition pour une danseuse seule, sur G' dans les duos mettre uniquement en place la respiration dans les méridiens de la vessie




méridiens
vessie



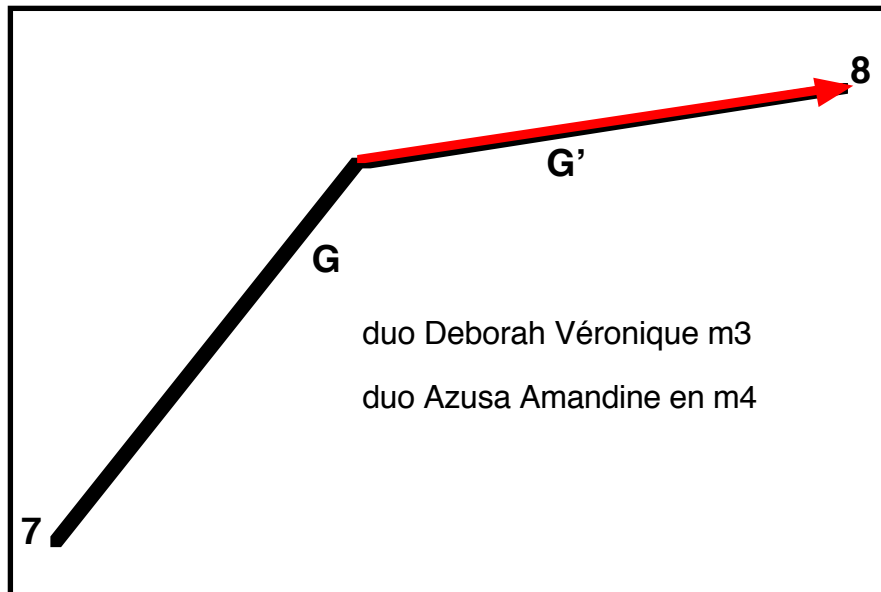
O
départ
méridiens
vessie



Coins
desyeux



G'

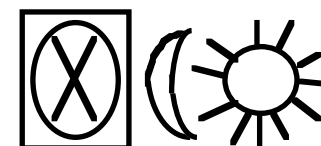



méridiens
vessie



départ
méridiens
vessie

Coins
desyeux



*Moment 3 extrait a puis e
Deborah et Véronique*

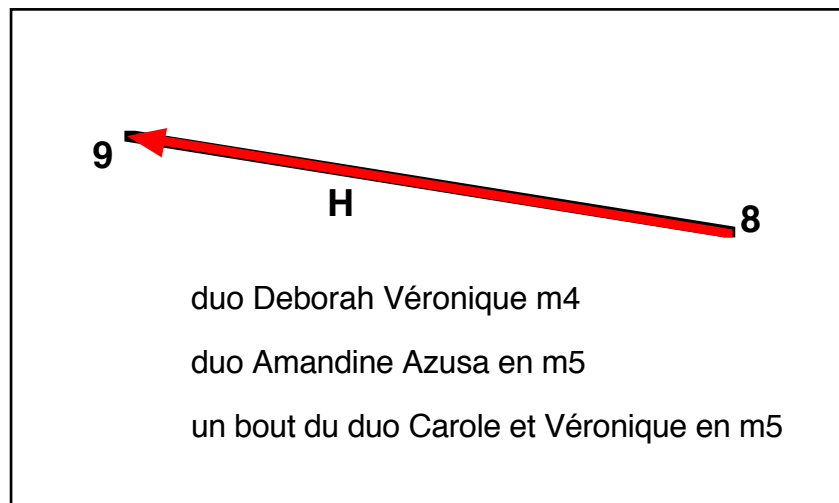
*Orientation "extrait a" comme
celui de la vidéo
Deborah = Azusa
Véronique = Amandine*

*Orientation "extrait e" à l'opposé de
celui de la vidéo
Deborah = Amandine
Véronique = Azusa*

*Moment 4 Amandine et Azusa
extraits e puis a*

*Orientation "extrait e et a" casi celui
de la vidéo
et avec la même distribution de rôles
Amandine = Amandine
Azusa = Azusa*

H



Moment 4 Deborah et Véronique extraits c et d

Orientation "extrait c et d" casi identique à celle de la vidéo pour c Deborah = Amandine et Véronique = Azusa pour d Deborah = Azusa et Véronique = Amandine

Moment 5 Amandine et Azusa extraits d puis c

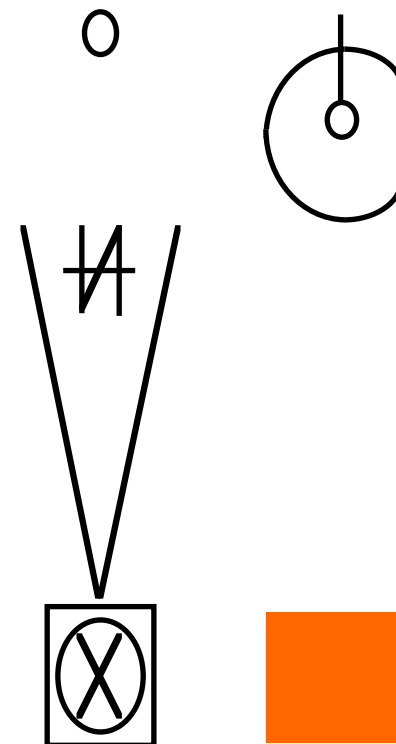
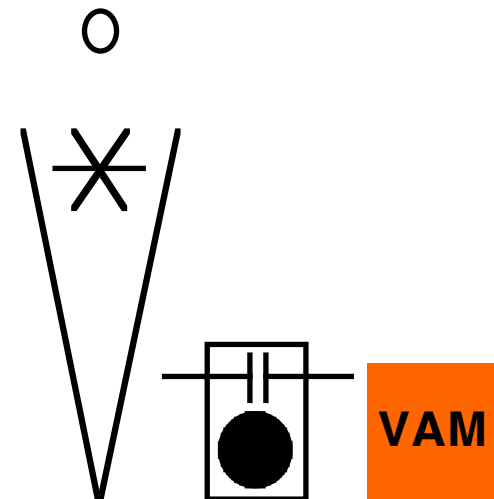
*Orientation "extrait d et c" casi celui de la vidéo et avec la même distribution de rôles
Amandine = Amandine
Azusa = Azusa*

Moment 5 Carole et Véronique extraits a et e

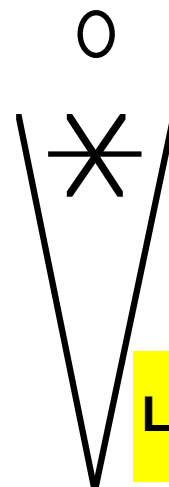
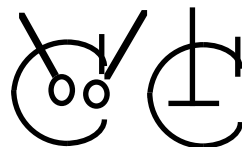
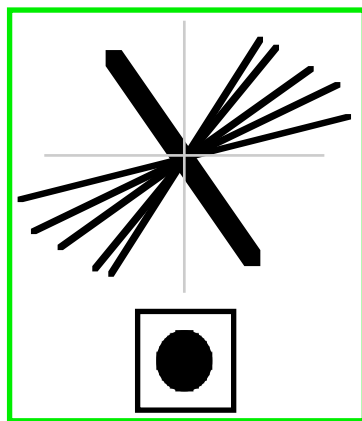
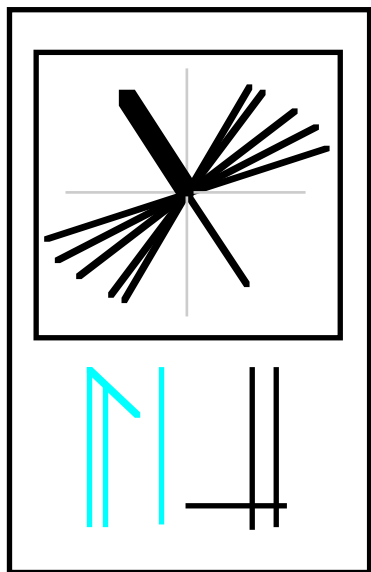
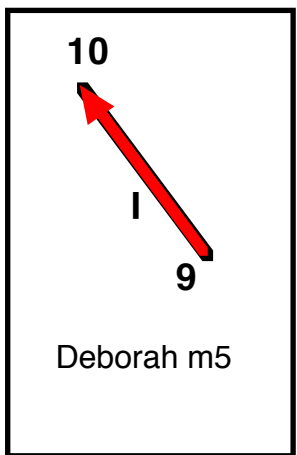
Orientation "extrait a et e pour a orientation opposée à celle de la vidéo

Véronique qui prend le rôle d'Azusa doit orienter ses pieds vers l'oblique avant gauche en regardant la vidéo c'est comme si le lointain = le public. donc Véronique = Azusa et Carole = Amandine sur la vidéo

pour e c'est la même orientation que la vidéo mais Véronique = Amandine et Carole = Azusa



I centripète partition pour une danseuse seule dans les duos mettre seulement en place la "respiration Lam Ram"


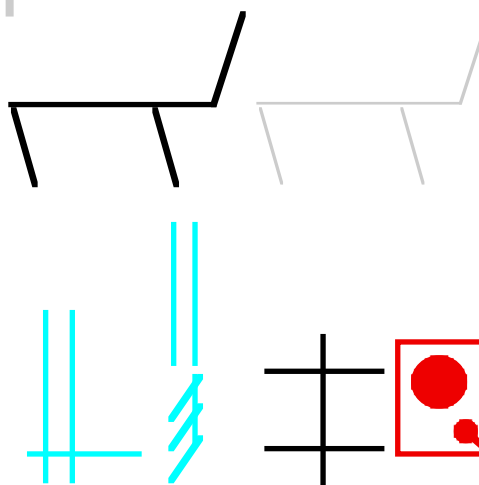
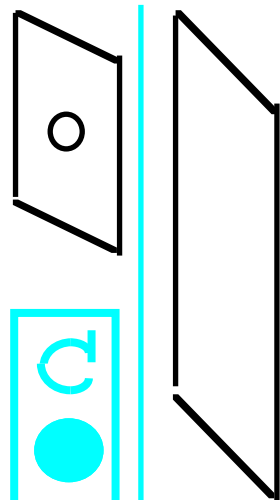
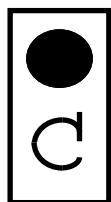

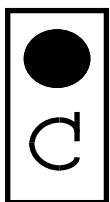
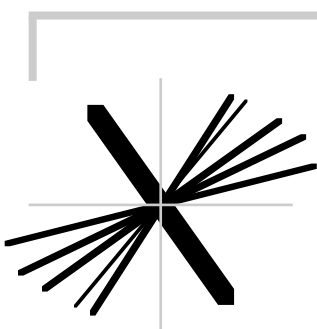
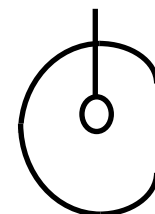
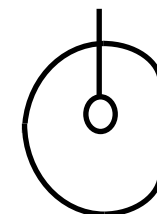


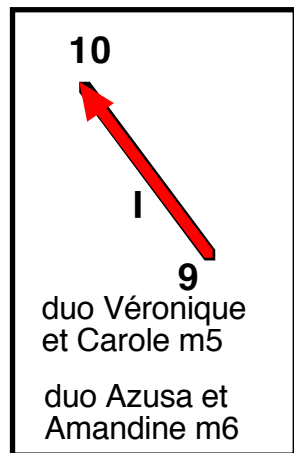
LAM



RAM

O





Moment 5 Véronique et Carole
Orientation "extrait a et e "

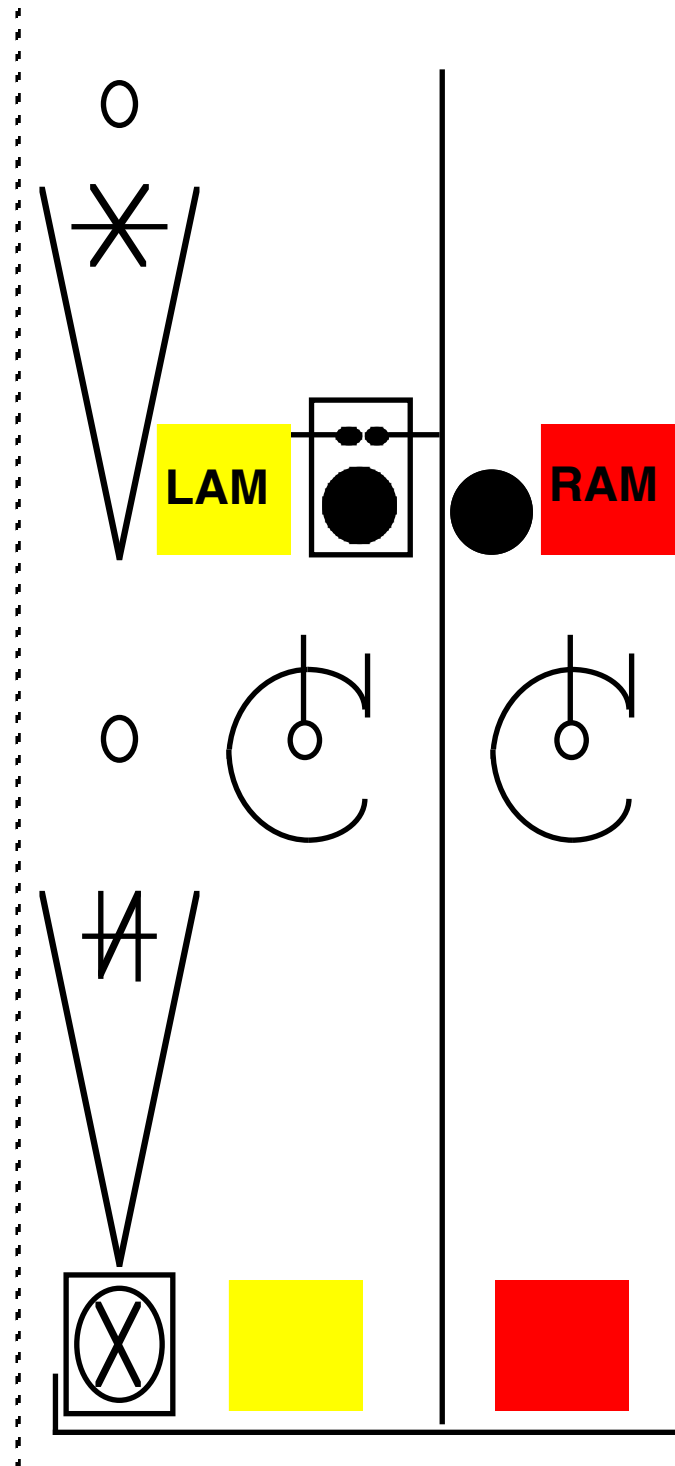
pour a orientation opposée à celle de la vidéo
Véronique qui prend le rôle d'Azusa doit orienter ses pieds vers l'oblique avant gauche
en regardant la vidéo c'est comme si le lointain = le public.
donc Véronique = Azusa
et Carole = Amandine sur la vidéo

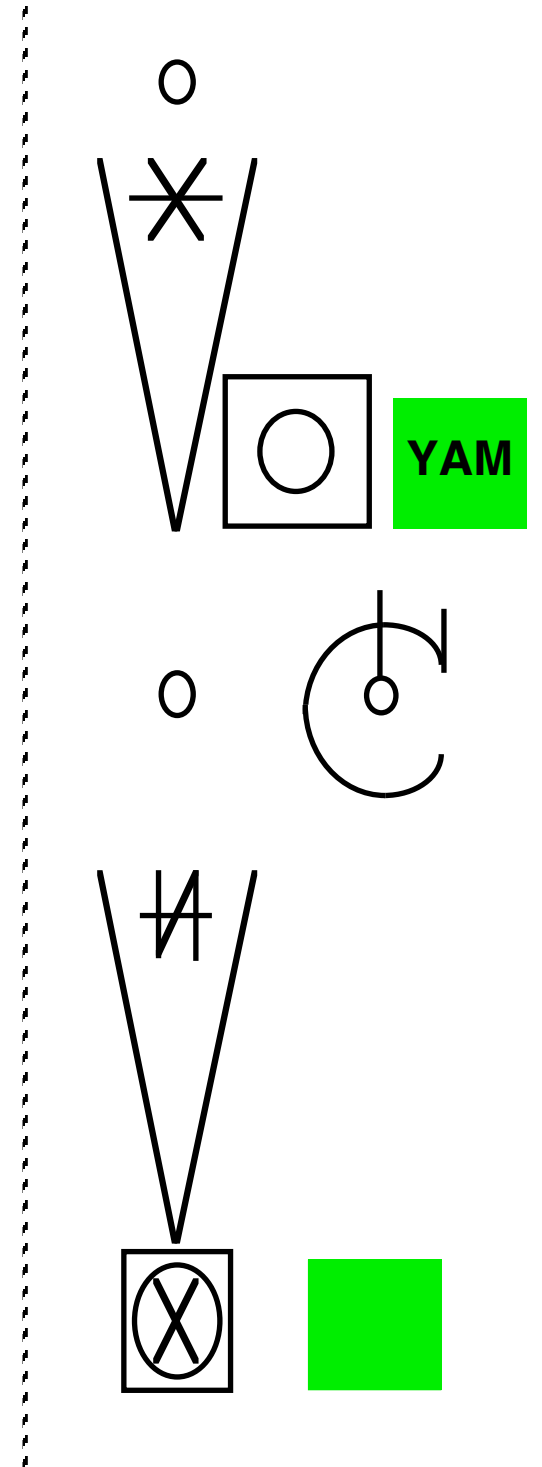
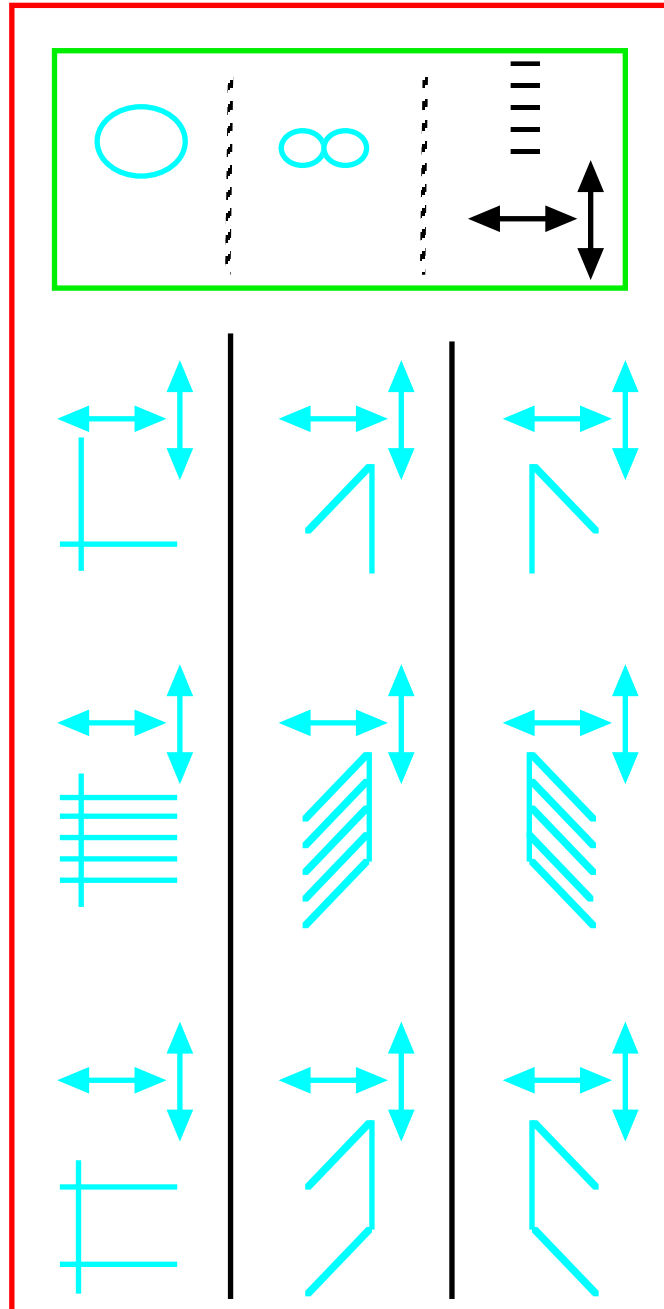
pour e c'est la même orientation que la vidéo
mais Véronique = Amandine
et Carole = Azusa

Moment 6 Amandine et Azusa
extrait b et d

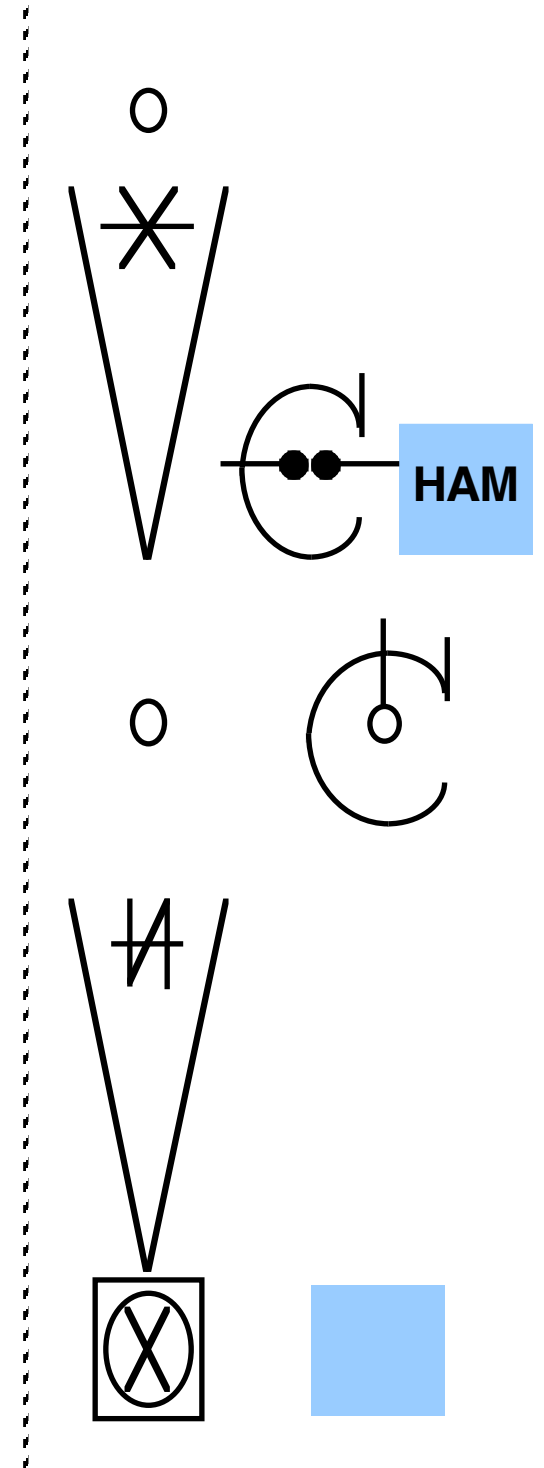
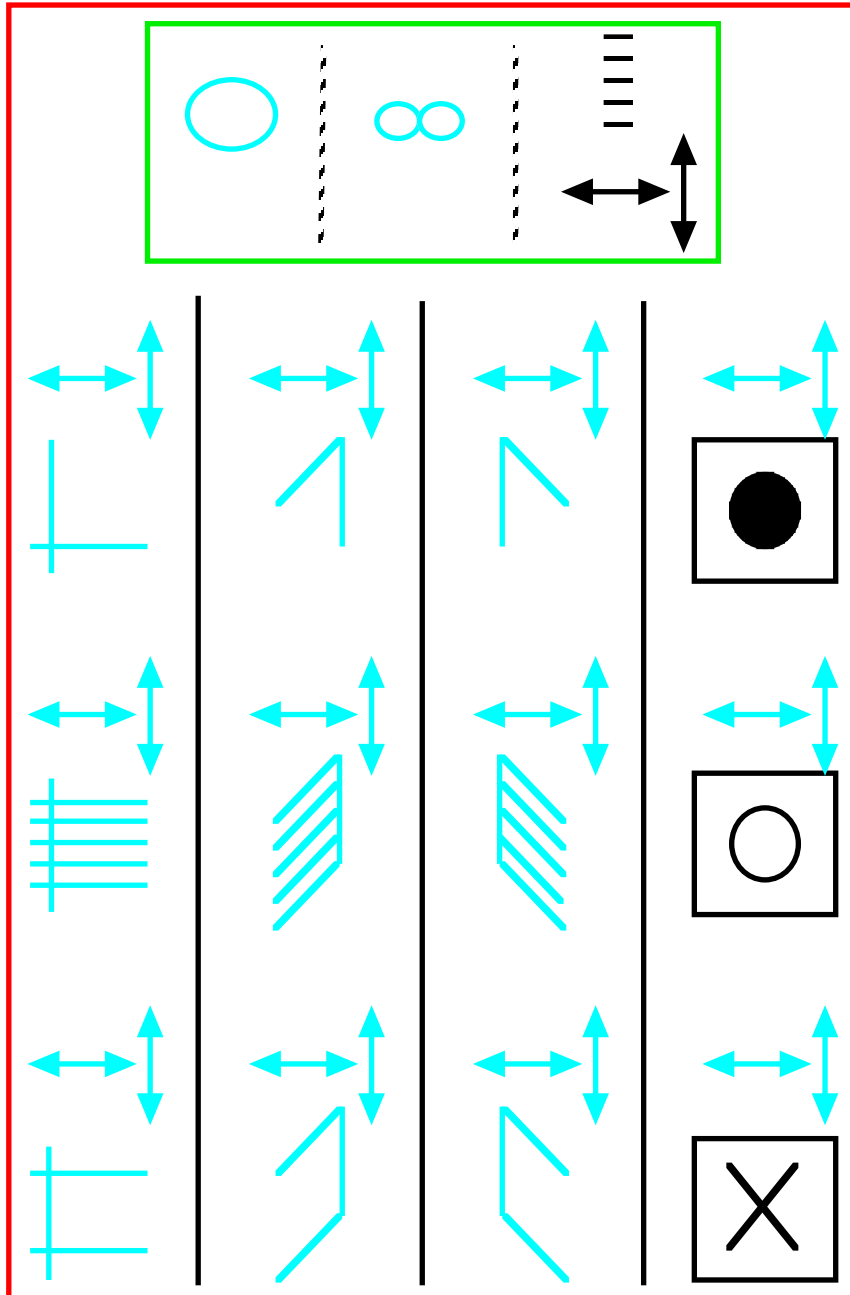
Orientation "extrait b " casi celui de la vidéo
Amandine = Amandine sur la vidéo
et Azusa = Azusa

Orientation extrait d
orientation un peu différente les pieds d'Azusa devront être plus vers l'oblique arrière droit, c'est à dire qu'Azusa sera orientée vers l'oblique arrière gauche
Amandine = Amandine
Azusa = Azusa





Deborah J2



decrecendo de l'amplitude des mouvements

A red-bordered box containing a green-bordered header and four vertical columns of motor icons. The header shows a circle, a figure-eight, and a vertical line with five horizontal dashes, each with a double-headed arrow indicating amplitude. The four columns contain: 1) a vertical line with a horizontal bar at the top, 2) a diagonal line, 3) a vertical line with a horizontal bar at the top, and 4) a square with a black dot, a square with a circle, and a square with an 'X'.

A red-bordered box containing four vertical columns of motor icons. The icons include: 1) a vertical line with a horizontal bar at the top, 2) a circle, 3) a vertical line with a horizontal bar at the top, 4) a square with a black dot, 5) a square with a circle, 6) a square with an 'X', 7) a vertical line with a horizontal bar at the top, 8) a circle, 9) a vertical line with a horizontal bar at the top, 10) a square with a black dot, 11) a square with a circle, 12) a square with an 'X'.

A vertical dashed line on the right side of the page. To its right is a large triangle pointing downwards. Inside the triangle are a circle, a six-pointed star, and a square with an 'X'. To the right of the triangle are two circles, one with a vertical line through its center. Below the triangle is a square with an 'X' and a solid blue square. A blue square with the letters 'OM' is located to the right of the top circle.

decrescendo de l'amplitude des mouvements

A 4x4 grid of red-outlined boxes. Each box contains a cyan shape with arrows indicating movement directions. The shapes are: 1. Top-left: cyan vertical line with a horizontal crossbar, two horizontal double-headed arrows above, and two vertical double-headed arrows to the right. 2. Top-right: cyan right-angled triangle, two horizontal double-headed arrows above, and two vertical double-headed arrows to the right. 3. Middle-left: cyan vertical line with a horizontal crossbar, two horizontal double-headed arrows above, and two vertical double-headed arrows to the right. 4. Middle-right: cyan square with a black circle inside, two horizontal double-headed arrows above, and two vertical double-headed arrows to the right. 5. Bottom-left: cyan vertical line with a horizontal crossbar, two horizontal double-headed arrows above, and two vertical double-headed arrows to the right. 6. Bottom-right: cyan right-angled triangle, two horizontal double-headed arrows above, and two vertical double-headed arrows to the right. 7. Far-left: cyan vertical line with a horizontal crossbar, two horizontal double-headed arrows above, and two vertical double-headed arrows to the right. 8. Far-right: cyan square with a black circle inside, two horizontal double-headed arrows above, and two vertical double-headed arrows to the right. 9. Far-bottom-left: cyan vertical line with a horizontal crossbar, two horizontal double-headed arrows above, and two vertical double-headed arrows to the right. 10. Far-bottom-right: cyan right-angled triangle, two horizontal double-headed arrows above, and two vertical double-headed arrows to the right. 11. Far-bottom-middle-left: cyan square with a black circle inside, two horizontal double-headed arrows above, and two vertical double-headed arrows to the right. 12. Far-bottom-middle-right: cyan square with a black 'X' inside, two horizontal double-headed arrows above, and two vertical double-headed arrows to the right.

A 4x4 grid of red-outlined boxes. Each box contains a black or cyan shape with arrows indicating movement directions. The shapes are: 1. Top-left: black vertical line with a horizontal crossbar, two horizontal double-headed arrows above, and two vertical double-headed arrows to the right. 2. Top-right: cyan right-angled triangle, two horizontal double-headed arrows above, and two vertical double-headed arrows to the right. 3. Middle-left: black vertical line with a horizontal crossbar, two horizontal double-headed arrows above, and two vertical double-headed arrows to the right. 4. Middle-right: cyan square with a black circle inside, two horizontal double-headed arrows above, and two vertical double-headed arrows to the right. 5. Bottom-left: black vertical line with a horizontal crossbar, two horizontal double-headed arrows above, and two vertical double-headed arrows to the right. 6. Bottom-right: cyan right-angled triangle, two horizontal double-headed arrows above, and two vertical double-headed arrows to the right. 7. Far-left: black vertical line with a horizontal crossbar, two horizontal double-headed arrows above, and two vertical double-headed arrows to the right. 8. Far-right: cyan square with a black circle inside, two horizontal double-headed arrows above, and two vertical double-headed arrows to the right. 9. Far-bottom-left: black vertical line with a horizontal crossbar, two horizontal double-headed arrows above, and two vertical double-headed arrows to the right. 10. Far-bottom-right: cyan right-angled triangle, two horizontal double-headed arrows above, and two vertical double-headed arrows to the right. 11. Far-bottom-middle-left: black vertical line with a horizontal crossbar, two horizontal double-headed arrows above, and two vertical double-headed arrows to the right. 12. Far-bottom-middle-right: cyan square with a black 'X' inside, two horizontal double-headed arrows above, and two vertical double-headed arrows to the right.

A collection of black geometric shapes and symbols. At the top, a black 'X' is inside a circle. Below it, a black 'X' is inside a square. To the right, a black 'X' is inside a square, with a purple square labeled 'AUM' to its right. Below these, a black 'X' is inside a square, with a purple square to its right. At the bottom, a black 'X' is inside a square, with a purple square to its right.

A 4x4 grid of visual discrimination tasks. The top row is highlighted in green and contains a circle, a figure-eight, a vertical dashed line, and a vertical dashed line with horizontal dashes. The remaining rows contain various patterns of lines and shapes with cyan double-headed arrows indicating horizontal and vertical dimensions.

A visual discrimination task with a vertical dashed line on the left. It features three rows of shapes: a triangle with an asterisk, a square with a circle, and a triangle with a hash symbol. To the right are two columns of shapes: a green square labeled 'YAM', a blue square labeled 'HAM', and two identical 'C' shapes.

decrecendo de l'amplitude des mouvements

A 4x4 grid of light blue geometric shapes and symbols. The top row is highlighted with a green border. The shapes include circles, squares, rectangles, and lines, with some containing smaller shapes or symbols like an 'X' or a dot. Double-headed arrows indicate movement directions.

A 4x4 grid of light blue geometric shapes and symbols. The shapes include circles, squares, rectangles, and lines, with some containing smaller shapes or symbols like an 'X' or a dot. Double-headed arrows indicate movement directions.


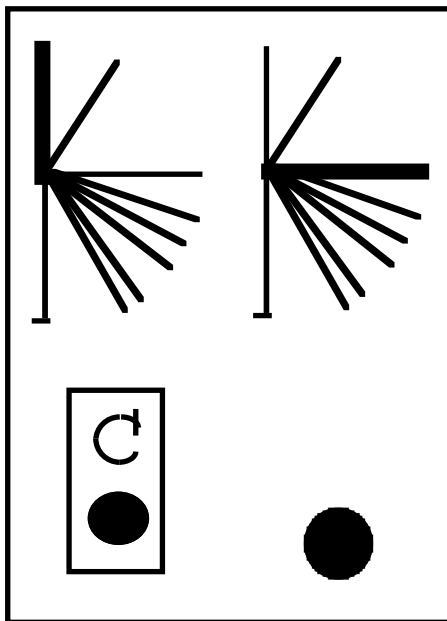
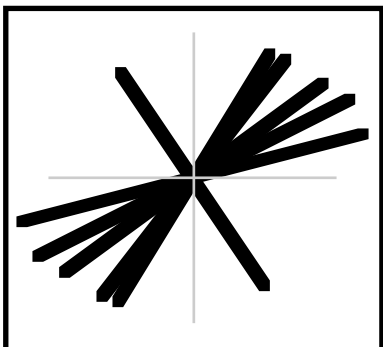
A vertical sequence of symbols and shapes on the right side of the page. From top to bottom: a small circle, a star-like symbol, a large 'C' with a dot inside, a blue square with 'OM', a small circle, another large 'C' with a dot inside, a star-like symbol, a large 'X' inside a square, and a blue square.

decrescendo de l'amplitude des mouvements

FIN

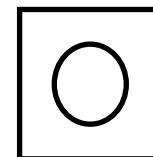
Méditation immobile chacune sur son point d'arrivée

Chacune sur une de ces orientations



Méditation sur une perle à l'intérieur du triangle entre Ajna et les deux points de départ des méridiens de la vessie.

Méditation kumbhaka sur le soleil puraka coin de l'oeil droit et portion du sourcil droit jusqu'au départ du méridien de la vessie à droite
rester en Kumbhaka
Rechaka sur ce point
Kumbhaka au soleil



Moment 1

Le moment 1 dure 7 min environ

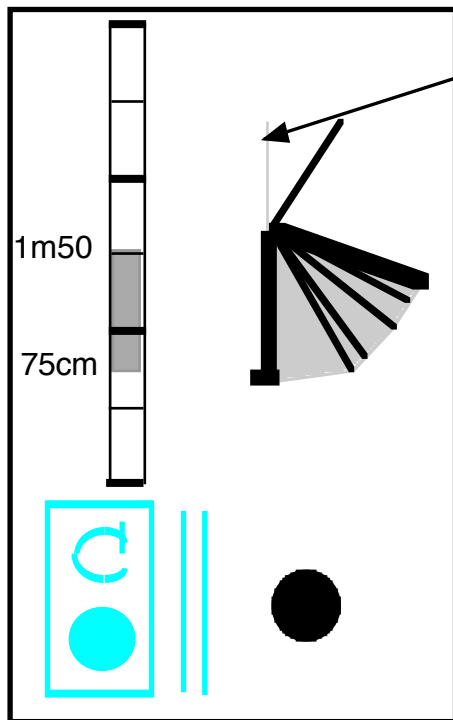
_Carole Parcours C de 3 à 4

_Azusa Parcours D de 4 au centre

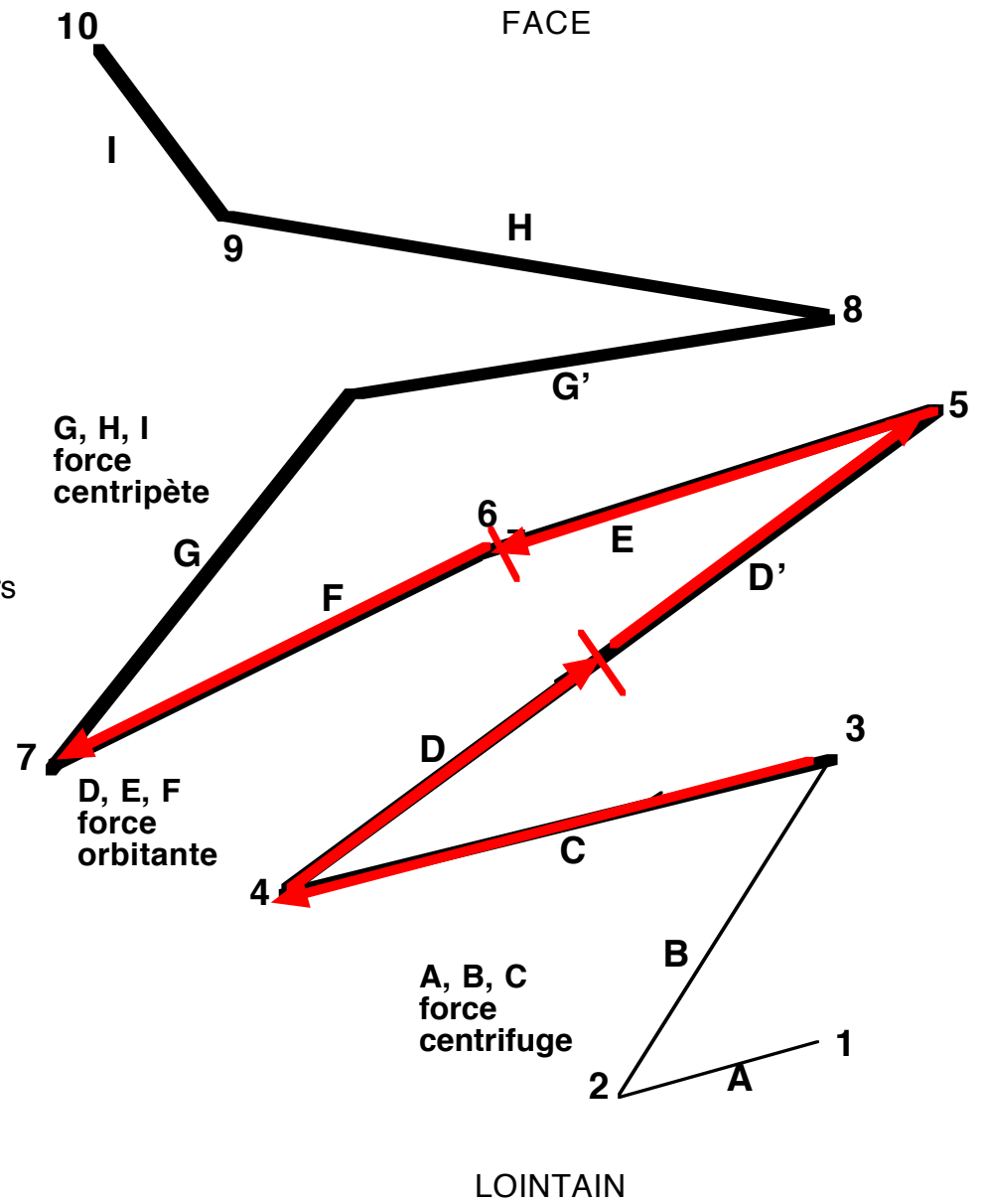
_Véronique Parcours D' du centre à 5

_Amandine Parcours E de 5 à 6

_Deborah F de 6 à 7



le centre jamais vers le "en place haut"



Moment 3

Le moment 3 dure 10 min environ

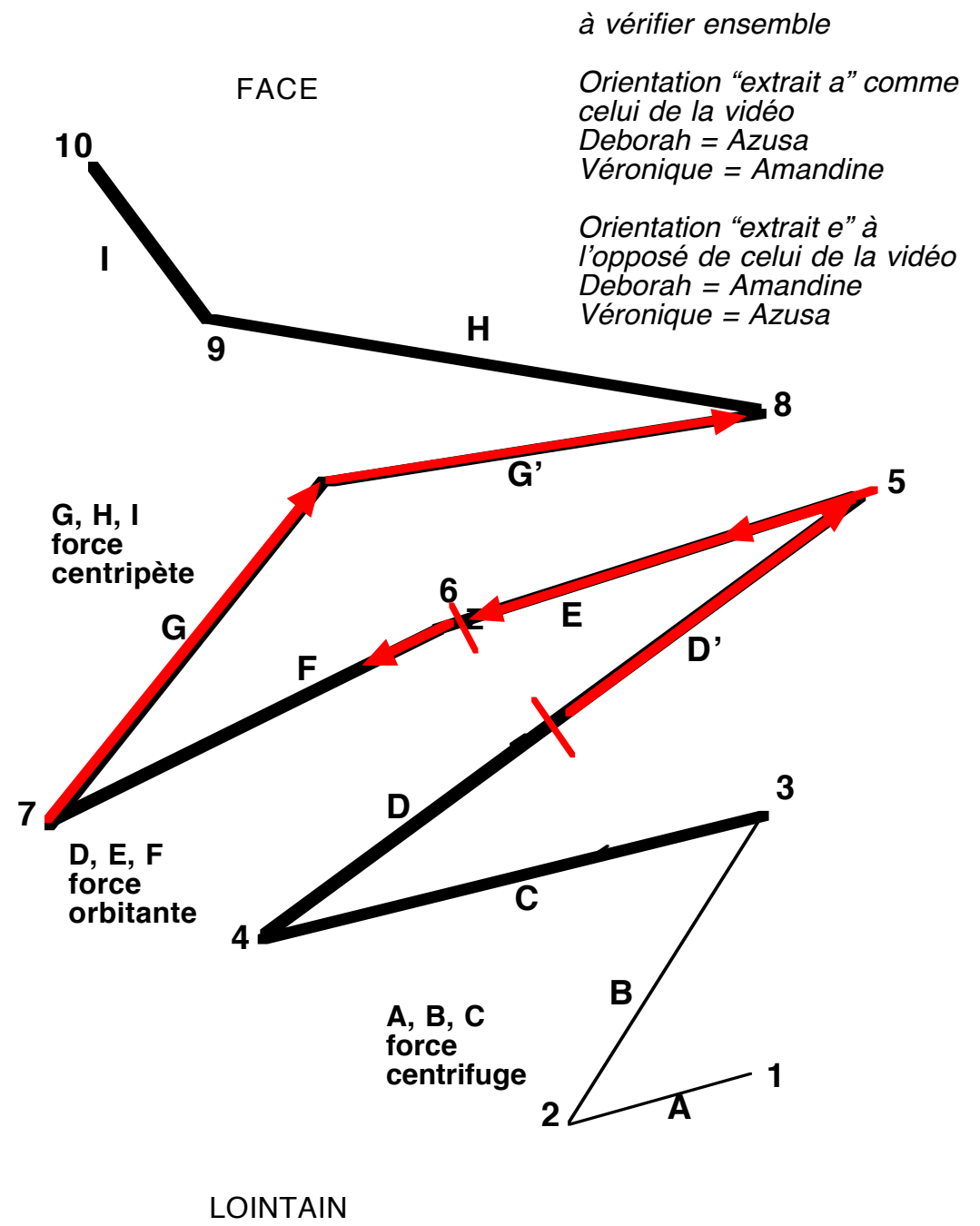
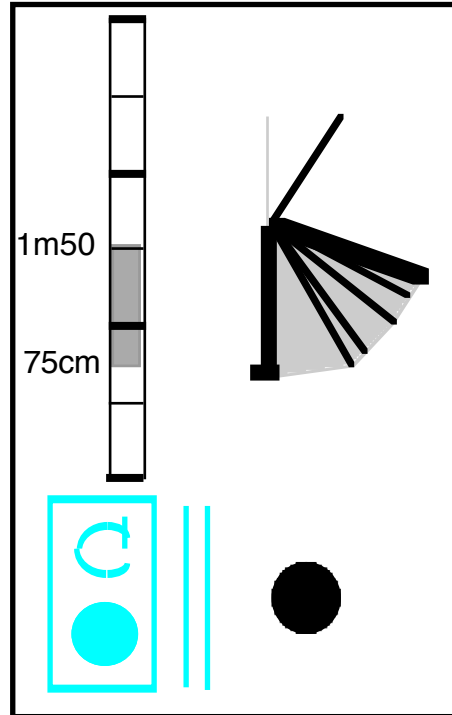
Carole Parcourt D' du centre à 5 et commence un bout de E pendant les quatre dernières minutes

Azusa Parcourt E de 5 à 6 et un bout de F pour s'installer avec Amandine pendant les deux dernières minutes

Amandine parcourt G de 7 au centre

Amandine et Azusa pendant les deux dernières minutes s'installent ensemble au centre entre G et G'

Deborah/Véronique duo pour parcourir G' du centre à 8 extraits vidéo a puis e



Moment 4

Le moment 4 dure 10 min environ

_Carole Parcourt E pendant 1 minutes ,F pendant 4 minutes, G pendant 5 minutes

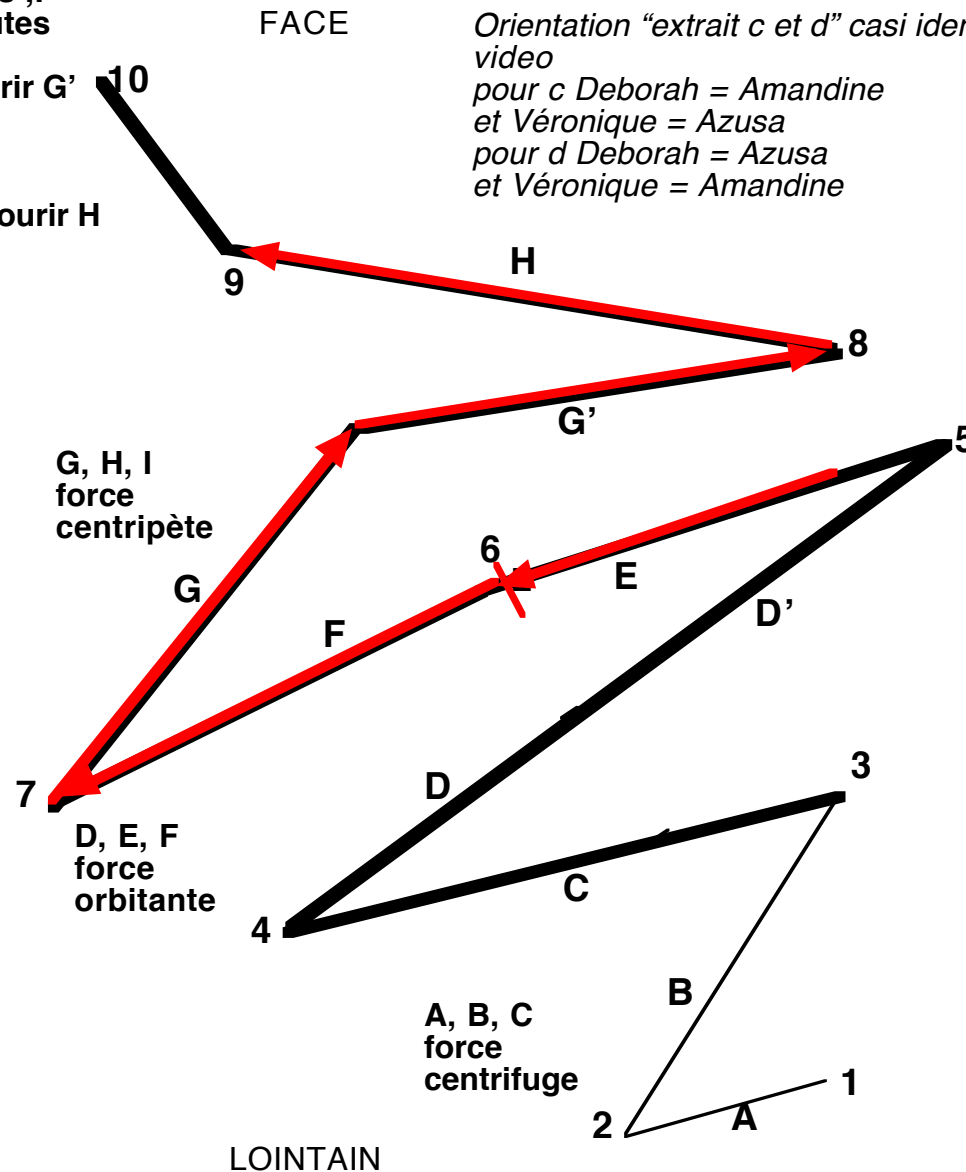
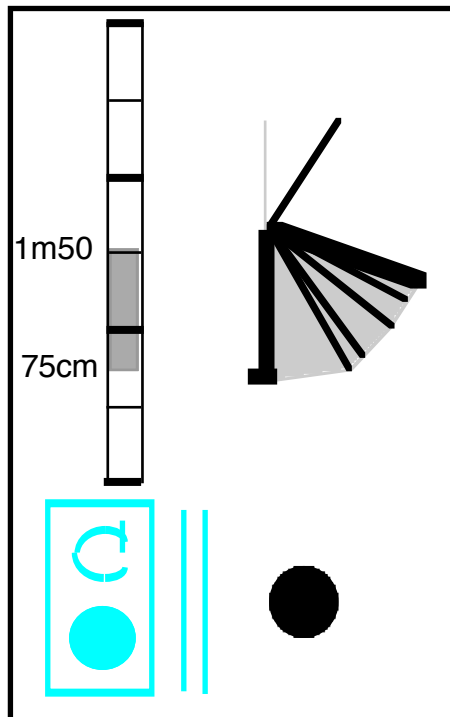
_Azusa et Amandine duo pour parcourir G' jusqu'à 8 extraits vidéo e puis a

_Deborah et Véronique duo pour parcourir H de 8 à 9 extraits vidéo c puis d

à vérifier ensemble

Orientation "extrait e et a" casi celui de la vidéo et avec la même distribution de rôles
Amandine = Amandine
Azusa = Azusa

Orientation "extrait c et d" casi identique à celle de la vidéo
pour c Deborah = Amandine et Véronique = Azusa
pour d Deborah = Azusa et Véronique = Amandine



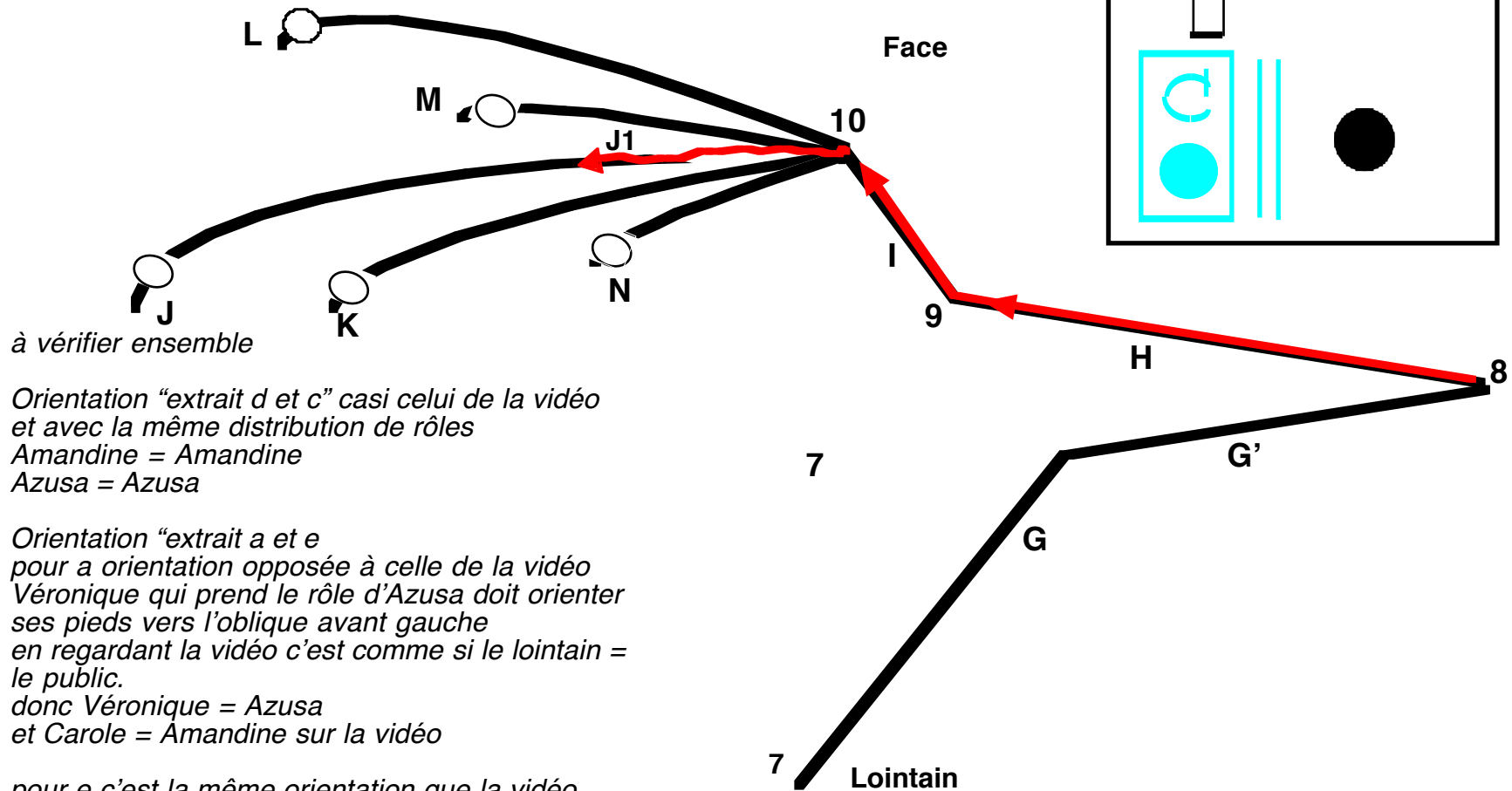
Moment 5

Le moment 5 dure 10 min environ

_Deborah parcourt I et J1

_Azusa et Amandine duo pour parcourir H jusqu'à 9
extraits vidéo d puis c

_Véronique et Carole duo pour parcourir fin de H et I (Carole coupe)
extrait vidéo a et e



à vérifier ensemble

Orientation "extrait d et c" casi celui de la vidéo
et avec la même distribution de rôles
Amandine = Amandine
Azusa = Azusa

Orientation "extrait a et e
pour a orientation opposée à celle de la vidéo
Véronique qui prend le rôle d'Azusa doit orienter
ses pieds vers l'oblique avant gauche
en regardant la vidéo c'est comme si le lointain =
le public.
donc Véronique = Azusa
et Carole = Amandine sur la vidéo

pour e c'est la même orientation que la vidéo
mais Véronique = Amandine
et Carole = Azusa

Moment 6

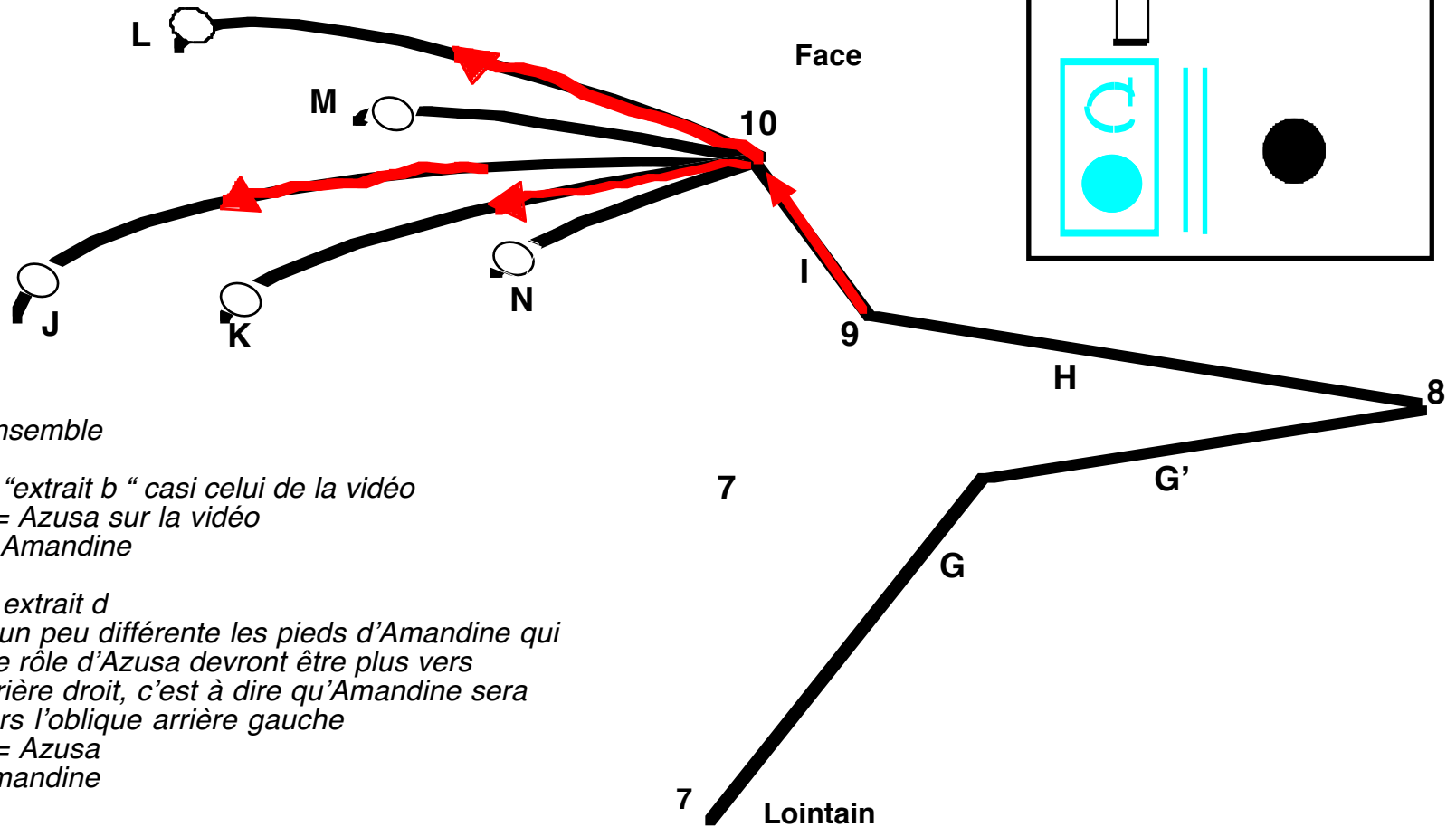
Le moment 6 dure 9 min environ

_Deborah parcourt J2

_Véronique L1

_Carole K1

_Azusa et Amandine duo pour parcourir I
jusqu'à 10
extraits vidéo b puis d



à vérifier ensemble

Orientation "extrait b" casi celui de la vidéo
Amandine = Azusa sur la vidéo
et Azusa = Amandine

Orientation extrait d
orientation un peu différente les pieds d'Amandine qui
reprendra le rôle d'Azusa devront être plus vers
l'oblique arrière droit, c'est à dire qu'Amandine sera
orientée vers l'oblique arrière gauche
Amandine = Azusa
Azusa = Amandine

Moment 7

Le moment 7 dure 8 min environ

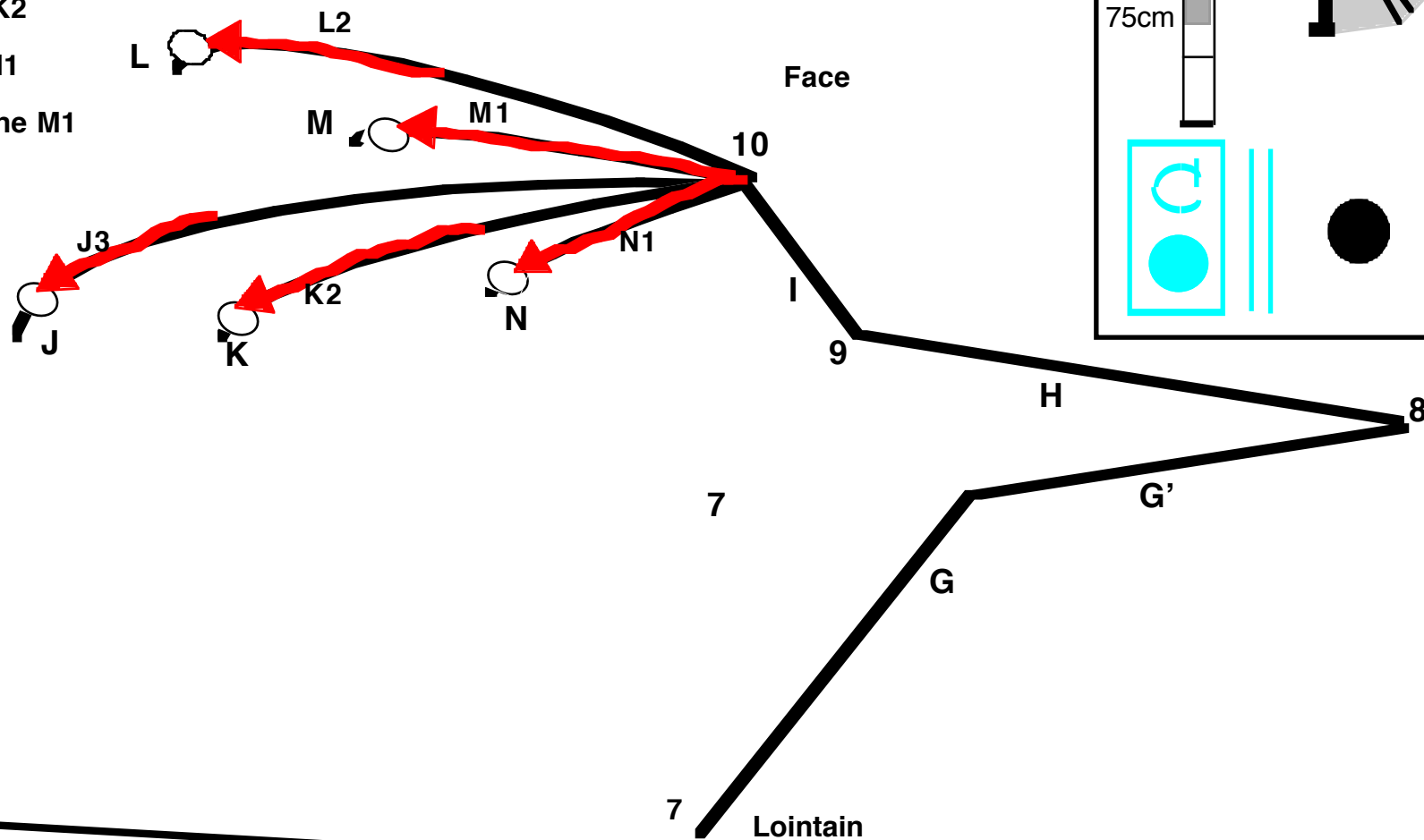
_Deborah parcourt J3

_Véronique L2

_Carole K2

_Azusa N1

_Amandine M1



decrecendo de l'amplitude des mouvements

Moment 8

Le moment 8 dure 7 min environ

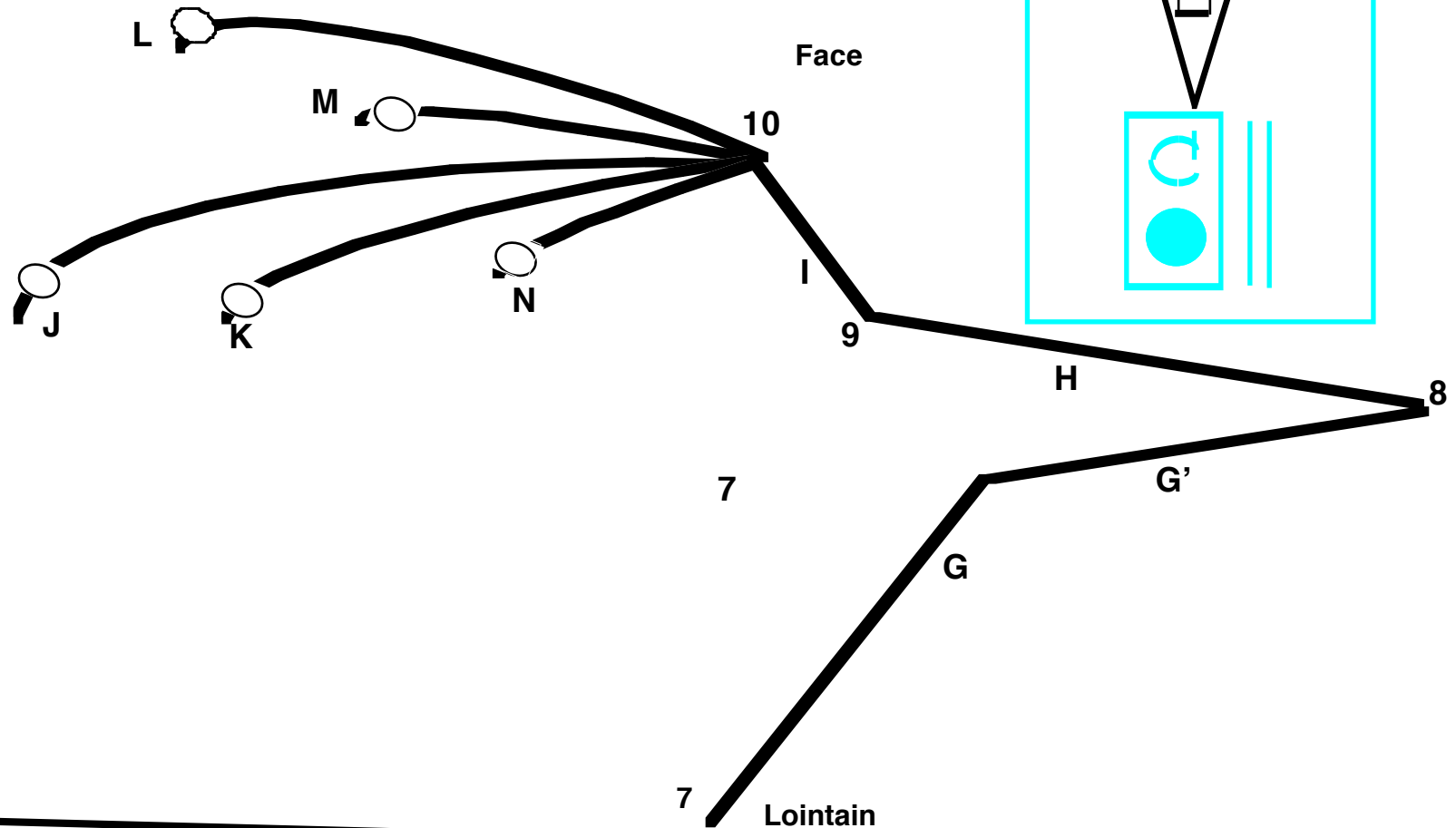
_Deborah autour du point J

_Véronique autour du point L

_Carole autour du point K

_Azusa autour du point N

_Amandine autour du point M



decrescendo de l'amplitude des mouvements

Moment 9

Le moment 9 dure 5 min environ

_Deborah point J

_Carole point K

_Véronique point L

_Amandine point M

_Azusa point N

